

# THORDARSON TRANSFORMER COMPARISON DATA

New THORDARSON TRANSFORMERS are being supplied in place of the now obsolete 400-FX catalog types with similar characteristics. The new types are indicated by an asterisk (\*).

See your latest 400 catalog for the complete new THORDARSON LINE.

T Number	Mtg.	Application	T/R	Primary MA	Primary Impedance	Secondary Impedance	Mtg. Dim.	Dimensions			Wt. Lbs.
								W.	D.	H.	
* T-20A16	BAH	S.P.-S.G. or P.P.G.	1:2	8	10,000	40,000	2	2-3/8	1-1/4	1-11/32	1/2
T-13A34	BAH	S.P.-S.G. . . . .	1:3	8	10,000	40,000	2-3/8	2-13/16	1-5/8	1-5/8	3/4
T-14A92	BAH	S.P.-P.P.G. . . . .	1:3	8	10,000	40,000	2	2-3/8	1-5/8	1-3/8	1/2
* T-20A17	FGV	S.P.-S.G. or P.P.G.	1:2	8	10,000	40,000	1-22/32	2	1-3/8	1-11/16	1/2
T-75A74	FGV	S.P.-S.G. . . . .	1:2	8	10,000	40,000	2-3/8	2-7/8	2-1/8	2-3/8	1-1/2
* T-20A19	BAH	S.P. or P.P.P.- S.G. or P.P.G. . . .	1:3	8	20,000	90,000	2-3/8	2-13/16	1-5/8	1-5/8	3/4
T-13A35	BAH	S.P.-P.P.G. . . . .	1:3	8	10,000	90,000	2-3/8	2-13/16	1-5/8	1-5/8	3/4
T-13A36	BAH	P.P.P.-P.P.G. . . .	1:1	8	20,000	20,000	2-11/16	3-1/16	1-3/4	2	1
* T-20A22	BAH	S.P.-P.P.G. . . . .	1:3	8	10,000	90,000	2-7/8	3-1/4	2-1/8	1-15/16	1-1/4
T-29A99	BAV	S.P.-S.G. . . . .	1:3	8	10,000	90,000	2-3/8	2-7/8	2-1/8	2-3/8	1-1/4
T-47A25	CAV	S.P.-S.G. . . . .	1:3	8	10,000	90,000	1-9/16 x 1-1/2	2-1/8	2-1/4	2-3/8	1
T-33A91	BAV	S.P.-P.P.G. . . . .	1:3	8	10,000	90,000	2-3/8	2-7/8	2-1/16	2-3/8	1-1/4
T-86A03	BAH	S.P.-P.P.G. . . . .	1:3	8	10,000	90,000	2-3/4	3-3/16	2-1/16	2	1-1/2
T-14A29	CAV	S.P.-P.P.G. . . . .	1:3	8	10,000	90,000	1-1/2 x 1-1/2	2	1-15/16	2-3/8	1-1/4
T-57A40	BAV	S.P.-P.P.G. . . . .	1:3	8	10,000	90,000	2-15/16	3-3/8	2-1/8	3	2
T-57A42	BAH	S.P.-P.P.G. . . . .	1:3	8	10,000	90,000	2	3-3/8	2-1/8	3	2
* T-20A23	FGV	S.P.-S.G. or P.P.G.	1:3	8	10,000	90,000	2-3/8	2-7/8	2-1/16	2-5/16	1-1/2
T-57A36	FGV	S.P.-S.G. . . . .	1:3	8	10,000	90,000	2-3/8	2-7/8	2-1/8	2-3/8	1-1/2
T-57A38	FGV	S.P.-S.G. . . . .	1:3	8	10,000	90,000	2-15/16	3-3/8	2-1/2	3	2-1/4
T-57A39	FGV	S.P.-P.P.G. . . . .	1:3	8	10,000	90,000	2-3/8	2-7/8	2-1/8	2-3/8	1-1/2
T-57A41	FGV	S.P.-P.P.G. . . . .	1:3	8	10,000	90,000	2-15/16	3-3/8	2-1/2	3	2-1/4
T-74A31	FGV	S.P.-P.P.G. . . . .	1:1	8	10,000	10,000	2-15/16	3-3/8	2-1/2	3	2-1/4
* T-20A24	FGV	P.P.P.-P.P.G. . . .	1:3	8	20,000	180,000	2-3/8	2-7/8	2-1/16	2-5/16	1-1/2
T-67A91	BAV	P.P.P.-P.P.G. . . .	1:1.5	8	20,000	45,000	2-15/16	3-3/8	2-1/8	3	2
T-58A70	FGV	P.P.P.-P.P.G. . . .	1:1.5	8	20,000	45,000	2-15/16	3-3/8	2-1/2	3	2-1/4
T-17A02	FGV	S.P. or P.P.P. to S.G. or P.P.G. . . .	1:3	10	20,000	180,000	2-3/8	2-7/8	2-1/8	2-3/8	1-1/2
* T-20A25	RTV	S.P. or P.P.P. to S.G. or P.P.G. . . .	1:1.41	8	20,000	40,000	1-5/16 x 1-5/16	1-9/16 Dia.	2		1/2
T-15A73	KTV	S.P.-S.G. . . . .	1:2	10	10,000	40,000	2-3/8 x 2-1/2	3	3	3-5/16	2-1/2
T-15A74	KTV	S.P.-P.P.G. . . . .	1:2	10	10,000	40,000	2-3/8 x 2-1/2	3	3	3-5/16	2-1/2
T-15A75	KTV	P.P.P.-P.P.G. . . .	1:1.5	10	20,000	45,000	2-3/8 x 2-1/2	3	3	3-5/16	2-1/2

# THORP

**ELECTRIC MANUFACTURING DIVISION**

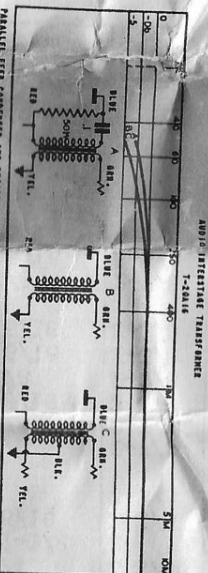
*Maguire Industries*

INCORPORATED

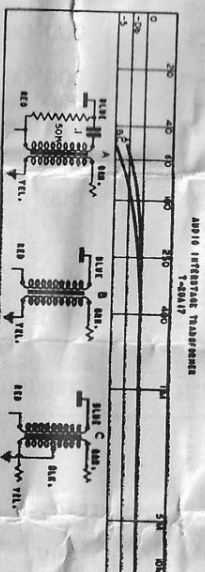
500 WEST HURON STREET • CHICAGO 10, ILLINOIS, U.S.A.

## OPERATING DATA SHEET

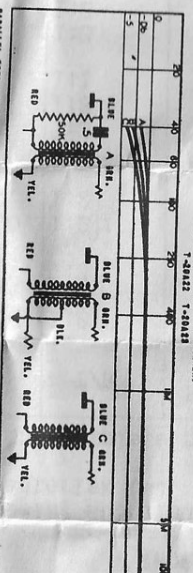
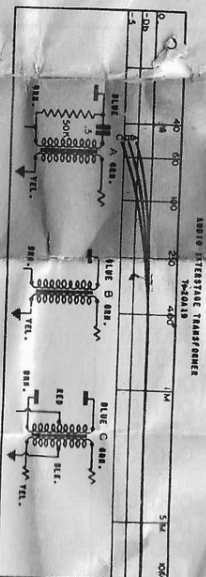
## AUDIO INTERSTATE TRANSFORMERS



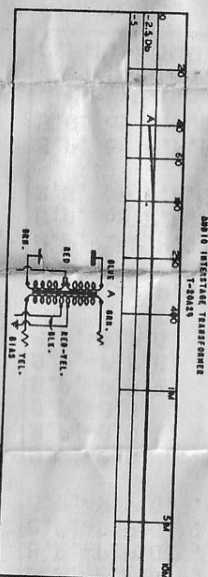
PARALLEL FEED CONDENSER AND RESISTOR SELECTED TO PROVIDE FREQUENCY RESPONSE AS SHOWN IN 400 CATALOG.



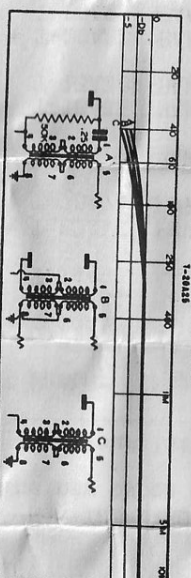
PARALLEL FEED CONDENSER AND RECIPTON SELECTED TO PROVIDE PROPERLY RECIPROSE AS SHOWN IN NOB CALYMOG.



PARALLEL FEE COMPENSER AND RESISTOR SELECTED TO PROVIDE FREQUENCY RESPONSE AS SHOWN IN 940 CATALOG



1



---