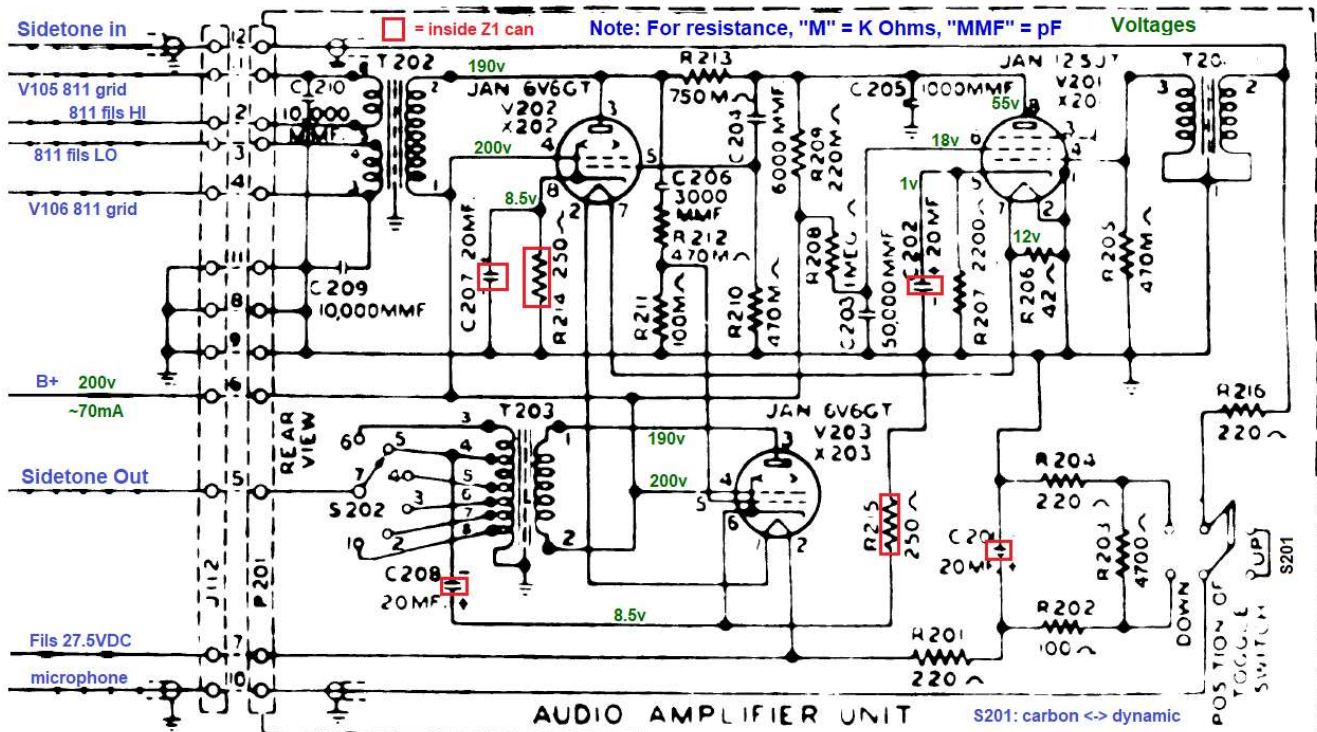


ART-13 Audio Amplifier Module



- T201** TRANSFORMER, AUDIO: Input; two windings; D.C. resistance primary 10 ohms, secondary 4,000 ohms; max. D.C. current primary one milliampere; shielded; max. case dimensions 2-3/4" x 2-3/32" x 1-25/32"; hermetically sealed; 300-4000 C.P.S.; four 6-32 mounting studs; three solder lug terminals; electrostatic shield. **Audio amplifier input coupling**
- T202** TRANSFORMER, AUDIO: Interstage driver; 3 windings; D.C. resistance primary max. 300 ohms; D.C. resistance each secondary max. 100 ohms; max. D.C. current primary 30 milliamperes 300-4,000 C.P.S.; max. dimensions 2-3/4" x 2-3/32" x 1-25/32"; four No. 6-32 mounting studs; 6 solder lug terminals; electrostatic shield; shielded. **Audio driver output coupling**
- T203** TRANSFORMER, AUDIO: Sidetone output; two windings; five taps on secondary; D.C. resistance primary 300 ohms; secondary max. 20 ohms; max. primary current 30 milliamperes D.C.; shielded; 300-4,000 C.P.S.; max. case dimensions 2-3/4" x 2-3/32" x 1-25/32"; four No. 6-32 mounting studs; eight solder lug terminals; secondary grounded to case; electrostatic shield. **Sidetone amplifier output coupling**

Mike input: Carbon 1.52V, Dynamic 16mV.

Carbon Mike resistance: 40 Ohms

Dynamic Mike impedance: 200 Ohms

Sidetone level switch:

position - VRMS out - Z

1	0.7	125
2	1.4	125
3	2.5	125
4	5.0	125
5	10.0	125
6	20.0	2000

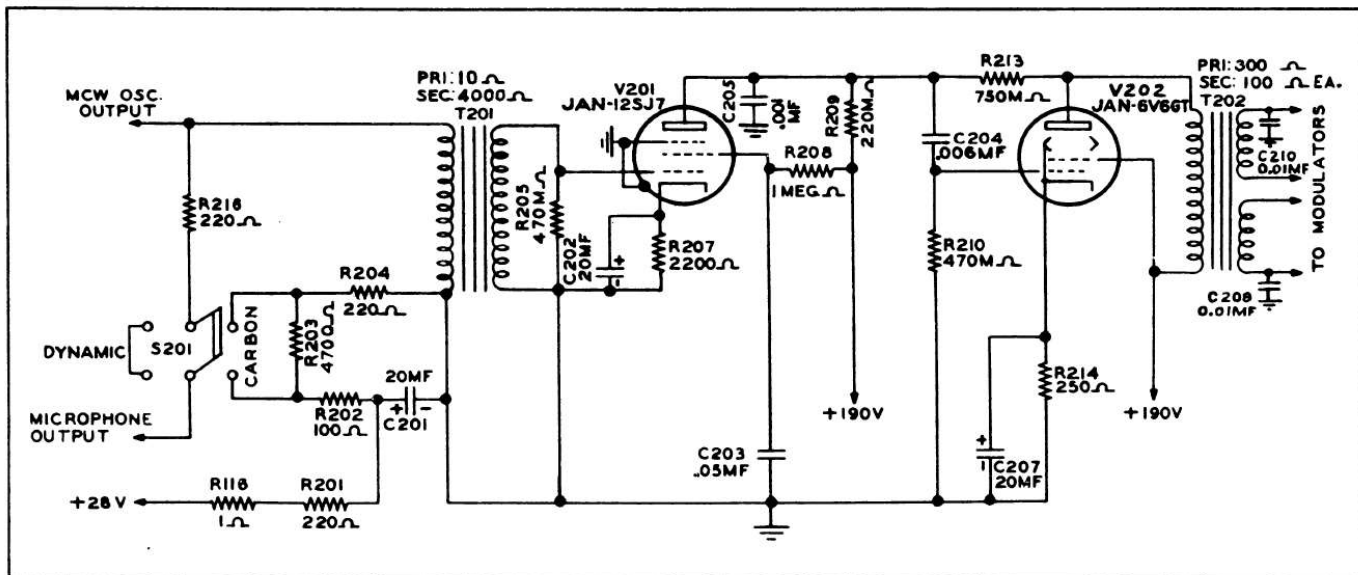


Figure 4-6. Speech Amplifier Circuits

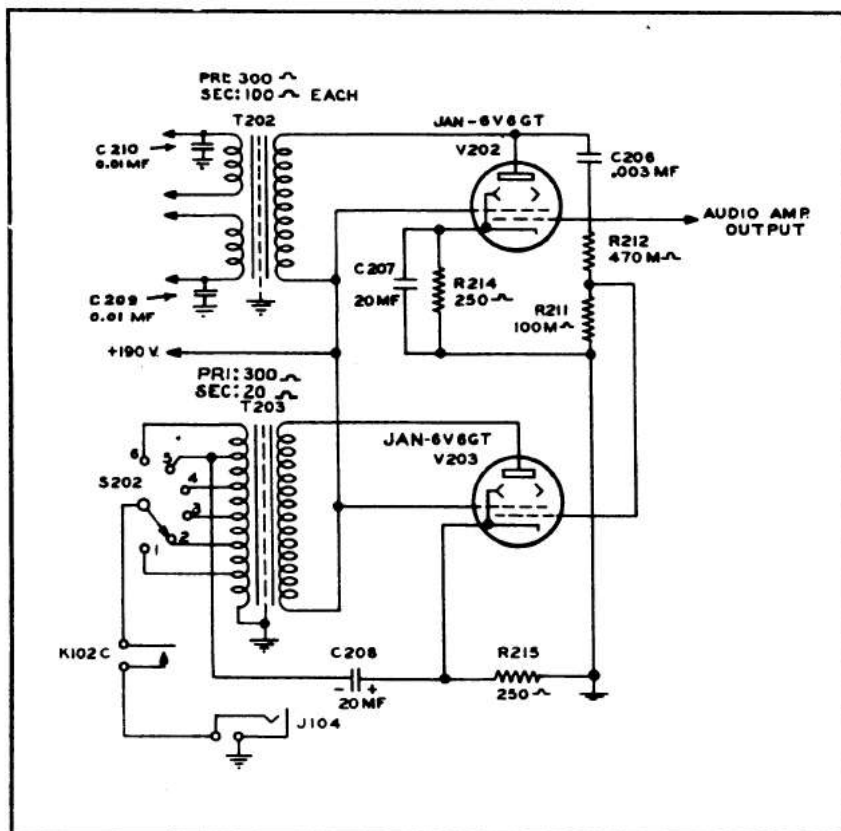


Figure 4-8. Sidetone Amplifier Circuit

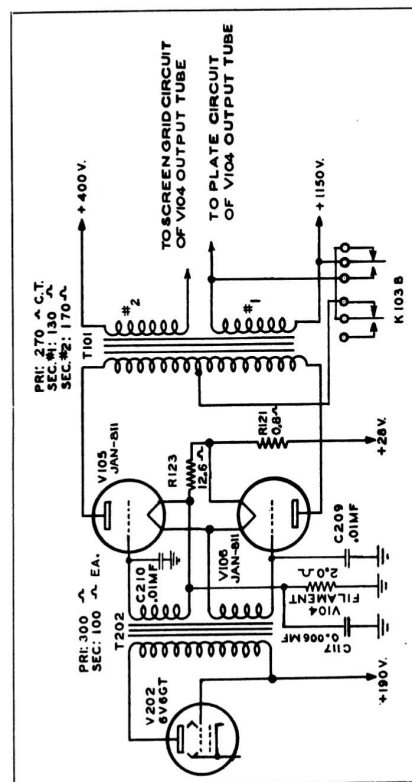


Figure 4-7. Modulator Circuit

Inset: modulator arrangement

KD5OEI

